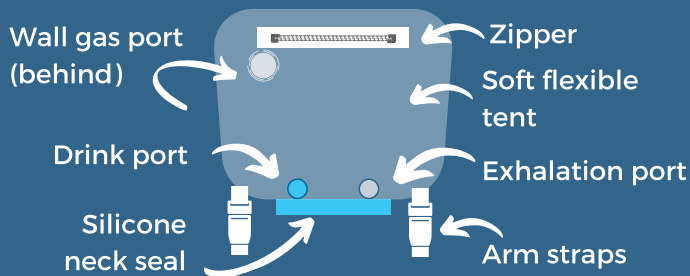




QUICK REFERENCE GUIDE

The VYATIL nonpowered oxygen tent is shipped assembled and can be setup in under five minutes. Make sure you have standard respiratory supplies available before putting it on your patient.

Getting Started



You will need:

1. Hospital wall gas connection
2. Viral filter + connector + PEEP valve

Optional:


1. Proning pillow
2. Scissors (if neck adjustment is required)



VYATIL connections

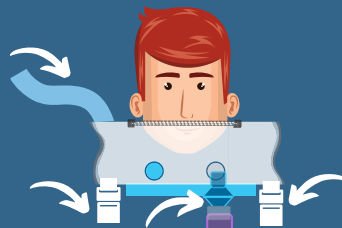
Setup

STEP 1 UNZIP + PLACE




Unzip VYATIL. Stretch silicone neck seal over patient's head, fitting securely around their neck.

STEP 2 SECURE + FLOW



Connect wall gas, viral filter + PEEP valve assembly and secure arm straps.

STEP 3 CONFIRM + ZIP



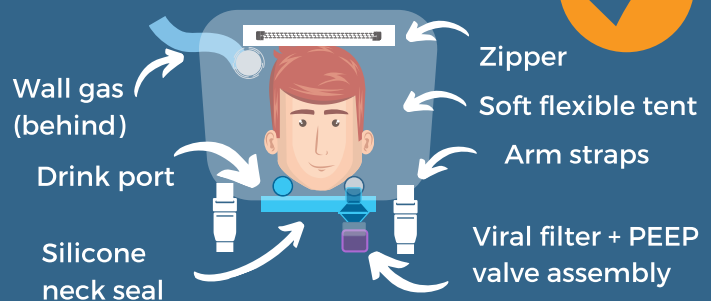
Once gas is flowing, zip tent. VYATIL will expand quickly as it fills with gas.

TIP

Silicone neck seal should be snug but not uncomfortable. If necessary, increase hole size by removing one ring of silicone at a time. Remove VYATIL before cutting.



SETUP COMPLETE!



For proning and more, see back side.


OPTIONAL PLACEMENT PRONE POSITIONING



If necessary, modify prone pillow to ensure nose and mouth are unobstructed.



Hold pillow in position while zipping VYATIL closed.



Pronate and monitor patient.

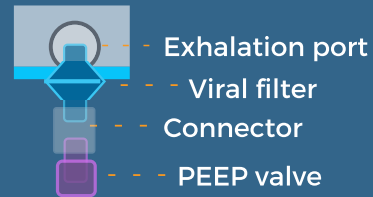
CONSIDERATIONS FOR USE

TYPICAL CLINICAL VALUES

PEEP range of 5 - 15 cm H₂O

Minimum flow rate of 50 LPM

VIRAL FILTER + PEEP VALVE ASSEMBLY



CAUTION

Continuous monitoring of oxygen saturation is recommended during use. Do not use without continuous and sufficient flow of an appropriate mix of gases or suffocation can occur. If filters or other devices are used on exhaust, ensure that they are replaced as needed and do not impede flow. Only use with continuous qualified medical supervision. VYATIL can withstand pressures up to 40cm H₂O. Lungs can be damaged by elevated pressure. Any blockage of the outlet can lead to excess pressure. Continuous monitoring of helmet pressure is recommended. Use only water-based lotions, salves or dressings that are oxygen-compatible before and during oxygen therapy. Only use VYATIL for its intended use. Never use VYATIL to avoid the risk of smoke inhalation. Oxygen is flammable. Do not use lubricant for any fittings, connections, tubing, or other accessories unless certified for use in an oxygen enriched atmosphere to avoid the risk of fire and burns.



REORDER INFORMATION

PN: LMD-VY1

Size: Regular or Small

For more information use the QR code or visit www.vyatil.com.

Prefer to contact us directly?

(585) 272-5420 ext. 377 inquiries@LMD-corp.com

VYATIL ("Nonpowered oxygen tent - Vyatil1") is an FDA registered (#3015443549). LMD Power of Light Corp. reserves the right to trademark VYATIL name, affiliated logos and imagery. M-001 v1 July, 2020.

